

HOTELS



CONSIDERING THE MACRO-EVENTS OF THE PAST YEAR, THE FACT THAT ROOM COUNTS OF THE INDUSTRY'S GIANTS ARE GROWING – ALBEIT MORE MODERATELY – IS A BIG WIN. IF A PANDEMIC CAN'T DESTROY INVENTORY, NOTHING EVER WILL.

by **HOTELS EDITORS**

Once again, HOTELS ranks the world's biggest hotel companies based on room counts according to data as of December 31, 2021. We survey the world's biggest hotel companies and report with the industry's only true global list. In some cases where companies do not respond to our multiple queries, we estimate based on available information or, in a very few cases, must use the previous year's data. Unfortunately, yet transparently, there are some inconsistencies in reporting due

to discrepancies in the reports made/provided by companies listed.

In reviewing the data, among the biggest gainers were Shanghai's Huazhu Group Ltd., which further penetrated into lower-tier cities in China, with roughly 200 new cities of coverage added during the year. At the same time, Chicago-based Hyatt Hotels Corp, which added Apple Leisure Group to its portfolio, added more than 45,000 rooms to its portfolio.

Top 3 giants Marriott International, Jin

Jiang International and Hilton held up quite well in 2021 with Marriott adding more than 23,000 rooms, Jin Jiang adding more than 106,000 rooms and Hilton growing by some 46,000 rooms, according to our collected data. Also noteworthy, Highgate moved to 25th from 40th in the ranking, adding some 27,000 rooms.

Read the complete list of industry giants over the following pages and see who operates the biggest brands and has the most hotels worldwide.



Third-Party Management & Pre-Opening Consulting | Acquisitions Loan Workout & Receiverships | Advising & Asset Management



GF Hotels & Resorts is a hospitality ownership and management company with 34 years of experience, based in Philadelphia, and operating regional offices across the country. As a full-service ownership, management, and advisory firm, GF has earned a reputation as a distinguished leader in the hotel and hospitality industry.

Having operated over 700 hospitality assets in 46 states, GF has the scale and operational bench strength to effectively operate and efficiently manage hotels across the country. With this background, GF has the resources and expertise to assist owners in achieving their goals and ensuring that the asset's maximum value and potential are reached. Our proven performance spans across all hospitality classes, providing superior results to owners, private equity investors, lenders, and asset managers.

GF Hotels & Resorts serves as an ideal partner and manager due to our unique positioning and proven successes with various assets and investments, ranging from independent to branded hotels. We strive to find long-lasting partnerships with our ownership groups.



EXCELLENCE REIMAGINED



For more information visit gfhoteles.com or contact
Lisa Drake | Vice President, Development & Owner Relations
DRAKEL@GFHOTELS.COM | (215) 972-2235

#WeAreGF

HOTELS

225

2021 Rank	2020 Rank	Company	Headquarters	2021 Rooms	2021 Hotels	2020 Rooms	2020 Hotels
1	1	Marriott International	Bethesda, Maryland, USA	1,446,600	7,795	1,423,044	7,642
2	2	Jin Jiang International Holdings Co. Ltd.	Shanghai, China	1,239,274	11,959	1,132,911	10,695
3	3	Hilton	McLean, Virginia, USA	1,065,413	6,777	1,019,287	6,478
4	4	IHG Hotels & Resorts	Atlanta, Georgia, USA	885,706	6,032	886,036	5,964
5	5	Wyndham Hotels & Resorts	Parsippany, New Jersey, USA	810,051	8,950	795,909	8,941
6	6	Accor	Paris, France	777,714	5,298	753,000	5,100
7	8	Huazhu Group Ltd.	Shanghai, China	753,216	7,830	652,162	6,789
8	9	Choice Hotels International	Rockville, Maryland, USA	575,735	7,139	597,977	7,147
9	10	BTG Hotels (Group) Co., Ltd.	Beijing, China	475,124	5,916	432,453	4,895
10	11	BWH Hotel Group	Phoenix, Arizona, USA	348,07	3,963	363,989	4,033
11	12	GreenTree Hospitality Group Ltd	Shanghai, China	337,153	4,659	315,335	4,340
12	14	Qingdao Sunmei Group Co., Ltd.	Qingdao, China	288,293	5,804	250,000	5,000
13	15	Hyatt Hotels Corp.	Chicago, Illinois, USA	284,944	1,162	238,435	982
14	13	Dossen International Group	Guangzhou, China	254,774	3,025	254,774	3,025
15	16	Aimbridge Hospitality	Plano, Texas, USA	226,797	1,517	219,310	1,550
16	18	Delonix Group (New Century H&R)	Hangzhou, China	144,468	863	109,365	598
17	17	G6 Hospitality	Carrollton, Texas, USA	116,669	1,409	118,205	1,385
18	20	Westmont Hospitality Group	Houston, Texas USA	88,363	795	86,459	736
19	21	Meliá Hotels Interntaional	Palma de Mallorca, Spain	83,772	316	82,576	317
20	22	Whitbread	Dunstable, England	80,000	820	79,638	818
21	26	The Ascott Ltd.	Singapore	78,000	750	70,000	661
22	23	Minor Hotel Group	Bangkok, Thailand	75,621	527	75,490	525
23	25	Toyoko Inn Co. Ltd.	Tokyo, Japan	72,559	331	70,707	323
24	24	Extended Stay America	Charlotte, North Carolina, USA	71,500	650	71,188	651
25	40	Highgate	New York, New York, USA	70,002	409	42,984	176
26	29	Barceló Hotel Group	Palma de Mallorca, Spain	62,000	271	54,974	240
27	27	Red Roof	New Albany, Ohio, USA	60,211	652	60,211	652
28	45	Zhuyou Hotel Group	Hangzhou, China	60,000	1,000	40,064	675
29	41	Funyard Hotels and Resorts	Guangdong, China	55,932	206	42,619	137
30	30	Scandic Hotels	Stockholm, Sweden	54,265	268	53,003	265
31	35	B&B Hotels	Brest, France	50,000	654	45,480	569
32	46	Jinling Hotels & Resorts Corp.	Nanjing, China	50,000	217	40,000	151
33	32	RIU Hotels & Resorts	Palma de Mallorca, Spain	49,832	100	48,467	100
34	31	Caesars Entertainment	Las Vegas, Nevada, USA	47,200	51	52,000	50
35	34	Walt Disney Co.	Burbank, California USA	45,940	37	45,940	37
36	37	MGM Resorts International	Las Vegas, Nevada USA	45,162	21	45,157	29
37	38	Travelodge Hotels Ltd.	Thame, Oxfordshire, UK	44,984	592	43,497	579
38	39	Fattal International Hotels & Resorts	Tel Aviv, Israel	44,000	229	43,000	225
39	-	Benchmark Pyramid	Boston, Massachusetts, USA	43,054	219	-	-
40	51	Sonesta International Hotels Corp.	Newton, Massachusetts, USA	42,680	1,143	34,161	193
41	42	Shangri-La Group	Quarry Bay, Hong Kong	42,640	104	41,600	103
42	43	Nordic Choice Hotels	Oslo, Norway	40,250	222	40,250	215
43	47	Millennium & Copthorne Hotels	Singapore	39,924	139	38,000	131
44	66	Rezen Group	Shanghai, China	37,107	273	22,936	161
45	76	Grupo de Turismo Gaviota	Havana, Cuba	35,497	105	21,000	49
46	50	Barony Hotels & Resorts Worldwide	Shanghai, China	35,462	167	34,726	165
47	49	Pandox AB	Stockholm, Sweden	35,372	157	35,060	156
48	-	Minyoun Hospitality Corp., Ltd.	Chengdu, China	35,095	181	-	-
49	53	Gongsheng Hotels Group	Shanghai, China	33,777	747	31,968	703
50	54	Crescent Hotels & Resorts	Fairfax, Virginia, USA	31,490	118	31,490	115

HOTELS

225

2021 Rank	2020 Rank	Company	Headquarters	2021 Rooms	2021 Hotels	2020 Rooms	2020 Hotels
51	57	Greenland Hotel and Tourism Group	Shanghai, China	29,513	116	28,563	110
52	82	HHM	Philadelphia, Pennsylvania, USA	29,300	185	20,106	132
53	56	Grupo Posadas	Mexico City, Mexico	28,888	186	28,633	181
54	44	CTG Hotel Holdings Corp. Ltd.	Beijing, China	28,158	118	40,218	178
55	-	Landison Hotels&Resorts Co.	Hangzhou, China	28,070	169	-	-
56	69	HEI Hotels & Resorts	Norwalk, Connecticut USA	26,400	95	22,347	73
57	60	Deutsche Hospitality	Frankfurt, Germany	25,073	124	24,783	119
58	104	Swiss-Belhotel International	Hong Kong, China	25,000	125	14,257	93
59	55	Kilit Hospitality Group	Antalya, Turkey	25,000	19	30,000	21
60	59	InTown Suites	Atlanta, Georgia, USA	24,895	196	24,895	196
61	33	Narada Hotel Group	Hangzhou, China	24,635	103	46,000	190
62	58	Wanda Hotels & Resorts	Beijing, China	24,403	94	25,686	104
63	48	Iberostar Hotels & Resorts	Palma de Mallorca, Spain	24,351	67	37,100	102
64	64	Okura Nikko Hotel Management	Tokyo, Japan	24,213	78	23,899	77
65	62	Four Seasons Hotels and Resorts	Toronto, Canada	24,200	122	24,228	119
66	52	Prince Hotels and Resorts	Tokyo, Japan	23,938	83	32,559	84
67	79	Motel One	Munich, Germany	23,933	83	20,851	74
68	74	L+R Hotels	London, England	23,300	108	21,115	104
69	65	Drury Hotel Group	St. Louis, Missouri USA	22,786	135	23,102	142
70	78	Eurostars Hotel Co.	Madrid, Spain	22,526	227	20,853	212
71	94	Remington Hotels	Dallas, Texas, USA	22,437	111	15,650	77
72	91	Anhui Gujing Hotel Development Co. Ltd.	Hefei, China	22,320	280	17,355	204
73	67	Concord Hospitality Enterprises	Raleigh, North Carolina, USA	22,273	146	22,765	155
74	80	Atlantica Hotels	Sao Paulo, Brazil	22,000	135	20,772	137
75	73	Archipelago International	Jakarta, Indonesia	21,783	153	21,520	153
76	71	Atrium Hospitality	Alpharetta, Georgia, USA	21,773	83	21,997	84
77	111	MCR Hotels	New York, New York, USA	21,614	142	13,458	99
78	81	GF Hotels & Resorts	Philadelphia, Pennsylvania, USA	21,392	139	20,680	138
79	92	Davidson Hospitality Group	Atlanta, Georgia, USA	21,267	78	16,861	60
80	103	Blue Diamond Hotels & Resorts	Dallas, Texas, USA	21,245	54	14,577	43
81	75	Frasers Hospitality	Singapore	21,000	120	21,000	140
82	89	Hotel Equities	Alpharetta, Georgia, USA	20,810	172	18,480	165
83	-	Selina Hospitality	London, UK	20,751	95	-	-
84	143	Genting Group	Kuala Lumpur, Malaysia	20,585	33	10,500	7
85	83	The Indian Hotels Co. Ltd.	Mumbai, India	19,936	170	19,398	165
86	36	Club Med	Paris, France	19,736	64	45,373	65
87	68	Kempinski Hotels	Geneva, Switzerland	19,500	79	22,454	85
88	72	Las Vegas Sands	Las Vegas, Nevada, USA	19,116	8	21,789	8
89	117	TPG Hotels Resorts & Marinas	Cranston, Rhode Island, USA	18,996	131	12,625	58
90	86	Hard Rock International	Davie, Florida, USA	18,660	37	18,975	34
91	88	Crestline Hotels & Resorts	Fairfax, Virginia, USA	18,597	128	18,640	125
92	120	Rotana Hotel Management Corp.	Abu Dhabi, United Arab Emirates	18,371	69	12,280	85
93	100	Far East Hospitality	Singapore	18,000	97	14,696	91
94	160	GCH Hotel Group	Berlin, Germany	17,500	120	8,926	68
95	172	Bolin Hotel Group	Hunan, China	16,817	202	8,554	103
96	128	Southern Sun (formerly Tsogo Sun Holdings)	Bryanston, South Africa	16,766	105	11,804	105
97	102	Loews Hotels & Resorts	New York, New York, USA	16,445	26	14,684	27
98	99	Driftwood Hospitality Management	North Palm Beach, Florida, USA	16,046	88	14,714	74
99	85	White Lodging	Merrillville, Indiana, USA	15,736	63	19,043	91
100	112	Jaz Hotel Group	Giza, Egypt	15,428	59	13,290	45

HOTELS

225

2021 Rank	2020 Rank	Company	Headquarters	2021 Rooms	2021 Hotels	2020 Rooms	2020 Hotels
101	103	Blue Diamond Hotels & Resorts	St. Michael, Barbados	15,360	44	14,577	43
102	-	Novum Hospitality	Hamburg, Germany	15,307	117	-	-
103	105	Interchange & Consort Hotels/Best Western Great Britain	York, England	15,000	280	14,201	249
104	98	Pan Pacific Hotels Group	Singapore	15,000	47	15,100	50
105	113	Savile Hotel Group Co., Ltd.	Guangzhou, China	14,771	72	13,219	66
106	96	Sotetsu Hotel Management Co., Ltd.	Yokohama, Japan	14,738	79	15,318	81
107	101	Dimension Development Co.	Natchitoches, Louisiana, USA	14,695	80	14,695	80
108	149	Century Golden Resources Hotel Group	Beijing, China	14,000	20	10,088	20
109	127	Sage Hospitality Group	Denver, Colorado, USA	13,851	64	11,827	51
110	97	Columbia Sussex	Crestview Hills, Kentucky, USA	13,611	40	15,225	45
111	90	Vinpearl Hotels & Resorts	Hanoi, Vietnam	13,315	32	17,500	35
112	145	PM Hotel Group	Chevy Chase, Maryland, USA	13,096	72	10,252	54
113	118	Santika Indonesia Hotels & Resorts	Jakarta, Indonesia	12,500	110	12,355	107
114	125	XiangSu Hotel Group	ShiJiaZhuang, China	12,369	236	12,051	227
115	119	Baywood Hotels	Greenbelt, Maryland, USA	12,305	118	12,305	118
116	130	Pestana Hotels & Resorts	Lisbon, Portugal	12,273	107	11,460	100
117	121	Langham Hospitality Group	Hong Kong, China	12,255	32	12,255	32
118	123	Hankyu Hanshin Daiichi Hotel Group	Osaka, Japan	12,247	46	12,099	49
119	106	Bahia Principe Hotels & Resorts (Grupo Pinero)	Palma de Mallorca, Spain	12,225	20	14,000	27
120	133	Fujita Kanko	Tokyo, Japan	12,178	56	11,310	64
121	122	TFE Hotels	Ultimo, Australia	12,153	80	12,153	80
122	157	Real Hospitality Group	Ocean City, Maryland, USA	12,126	88	9,010	80
123	124	Best Hotels	Benalmadena, Spain	12,079	38	12,077	37
124	126	Olav Thon Gruppen	Oslo, Norway	12,050	78	12,050	77
125	131	Dusit International	Bangkok, Thailand	12,021	319	11,394	43
126	116	Hoteles Catalonia	Barcelona, Spain	12,000	73	13,115	73
127	95	Event Holding GmbH & Co.	Cologne, Germany	12,000	72	15,552	77
128	110	Maritim Hotels	Bad Salzuflen, Germany	11,500	37	13,500	40
129	129	Stonebridge Companies	Denver, Colorado, USA	11,494	65	11,494	65
130	138	Sono International	Seoul, South Korea	11,322	23	10,900	21
131	193	Kinseth Hospitality Companies	North Liberty, Iowa USA	11,317	99	7,424	75
132	136	Britannia Hotels	Altrincham, England	11,098	61	11,098	61
133	134	Event Hospitality	Sydney, Australia	11,005	70	11,130	71
134	140	Lotte Hotels and Resorts	Seoul, South Korea	10,936	33	10,588	33
135	175	Boyd Gaming Corp.	Las Vegas, Nevada, USA	10,751	19	8,385	20
136	152	McKibbin Hospitality	Tampa, Florida, USA	10,624	93	9,735	84
137	114	Oakwood Asia Pacific	Singapore	10,611	62	13,204	84
138	139	Realstar Hospitality	Toronto, Canada	10,570	141	10,860	143
139	-	Grand Skylight Hotels Management Co., Ltd.	Shenzhen, China	10,419	43	-	-
140	146	Paradores de Turismo de España	Madrid, Spain	10,225	98	10,225	98
141	158	Dalata Hotel Group	Dublin, Ireland	10,204	47	8,999	41
142	148	ITC Hotels	Gurgaon, India	10,200	107	10,095	105
143	150	Hoteles Globales	Madrid, Spain	10,000	51	9,925	48
144	181	Azimut Hotels	Moscow, Russia	10,000	60	8,025	43
145	144	Princess Hotels & Resorts	Reus, Spain	10,000	22	10,366	24
146	188	Dorint Hospitality & Innovation GmbH	Cologne, Germany	9,896	60	7,861	62
147	-	Terrapin Hospitality	Aspen, Colorado, USA	9,765	85	-	-
148	153	Grupo Hoteles Playa	Almeria, Spain	9,688	41	9,688	41
149	151	Washington Hotel	Uchiyama, Japan	9,552	43	9,825	43
150	182	Centara Hotels & Resorts	Bangkok, Thailand	9,361	49	8,017	45

HOTELS ARE KIND OF OUR THING.

AT PM HOTEL GROUP, WE'RE INDUSTRY LEADERS AND INNOVATORS. FUELED BY OUR ENTREPRENEURIAL SPIRIT, OUR VISION DRIVES OUR PERFORMANCE, AND IT'S EARNED US OUR REPUTATION AS A TRUSTED PARTNER.

JOIN US AT [PMHOTELGROUP.COM](https://www.pmhotelgroup.com)



PM

HOTEL GROUP

5425 WISCONSIN AVE, SUITE 700, CHEVY CHASE, MD 20815 | 202.835.1000 | DEVELOPMENT@PMHOTELGROUP.COM

HOTELS


















225

2021 Rank	2020 Rank	Company	Headquarters	2021 Rooms	2021 Hotels	2020 Rooms	2020 Hotels
151	168	Rosewood Hotel Group	Hong Kong, China	9,361	42	8,716	39
152	155	Vajamar Hotels & Resorts	Zagreb, Croatia	9,292	37	9,259	36
153	161	PPHE Hotel Group	Amsterdam, The Netherlands	9,100	48	8,882	38
154	135	Dorsett Hospitality	Hong Kong, China	9,064	32	11,105	58
155	154	Sokos Hotels	Helsinki, Finland	9,000	47	9,558	48
156	190	Decameron Hotels & Resorts	Panama City, Panama	9,000	33	7,562	39
157	194	Hospitality Ventures Management Group	Atlanta, Georgia, USA	9,000	56	7,390	47
158	173	Shamin Hotels	Richmond, Virginia, USA	8,931	66	8,459	61
159	108	Hospitality International	Tucker, Georgia, USA	8,923	210	13,622	300
160	163	Deefly Hotels & Resort Group	Hangzhou City, China	8,873	53	8,873	53
161	195	Solare Hotels and Resorts	Minato-ku, Japan	8,850	61	7,280	50
162	165	Penn National Gaming	Wyomissing, Pennsylvania	8,791	23	8,791	23
163	166	Onyx Hospitality Group	Bangkok, Thailand	8,785	54	8,785	54
164	-	Argyle Metro Hotel Group (Australia)	Sydney, Australia	8,592	39	-	-
165	141	Sandman Hotel Group	Vancouver, Canada	8,585	51	10,521	59
166	147	Harbour Plaza Hotel Management Ltd.	Hong Kong, China	8,500	11	10,202	13
167	164	Mandarin Oriental Hotel Group	Hong Kong, China	8,500	36	8,798	34
168	180	Lemon Tree Hotels Ltd.	New Delhi, India	8,489	87	8,104	82
169	183	Vila Galé	Oeiras, Portugal	8,462	36	8,002	37
170	156	Regal Hotels International	Hong Kong, China	8,200	16	9,200	17
171	178	Wynn Resorts	Las Vegas, Nevada USA	8,135	5	8,135	5
172	179	Warwick International Hotels	Paris, France	8,125	55	8,125	55
173	177	Playa Hotels & Resorts	Fairfax, Virginia, USA	8,075	21	8,172	21
174	186	City Lodge Hotel Group	Bryanston, South Africa	8,070	63	7,902	62
175	170	Marshall Hotels & Resorts	Salisbury, Maryland, USA	8,000	58	8,645	68
176	176	OTO Development	Spartanburg, South Carolina, USA	8,000	70	8,289	56
177	198	Banyan Tree Hotels & Resorts	Singapore	7,970	55	7,122	50
178	109	Palladium Hotel Group	Madrid, Spain	7,805	20	13,622	45
179	189	Grupo Cubacacán	Havana, Cuba	7,738	70	7,745	63
180	192	Furama Hotels International	Singapore	7,500	41	7,500	41
181	185	Danubius Hotel and Spa Public Ltd. Co.	Budapest, Hungary	7,445	42	7,907	43
182	197	Robinson Club	Hannover, Germany	7,243	26	7,243	26
183	191	Lopesan Hotel Group	Melonerias, Spain	7,200	20	7,538	21
184	-	Spire Hospitality	Irving, Texas, USA	7,033	29	-	-
185	167	InterMountain Management	Monroe, Louisiana, USA	7,000	89	8,739	82
186	199	Great Wolf Resorts	Chicago, Illinois, USA	6,964	19	6,964	19
187	200	Rede Nacional Inn de Hotéis	Sao Paulo, Brazil	6,885	63	6,885	63
188	187	Auro Hotels	Greenville, South Carolina, USA	6,514	36	7,869	47
189	-	Nordic Hotels & Resorts	Copenhagen, Denmark	6,374	40	-	-
190	-	Al Andalus Management Hotels	Estepona, Spain	6,355	38	-	-
191	-	Holiday Villa Hotels & Resorts	Kuala Lumpur	5,839	26	-	-
192	184	RBH Hospitality Management (Redefine BDL)	London, England	5,700	45	7,931	53
193	-	Sandpiper Hospitality	Richmond, Virginia, USA	5,339	47	-	-
194	-	Budget Host Inns	Arlington, Texas, USA	5,079	141	-	-
195	-	Kerzner International Holdings Ltd.	Dubai, United Arab Emirates	4,803	15	-	-
196	87	H10 Hotels	Barcelona, Spain	4,802	12	18,971	71
197	-	HRI Lodging	New Orleans, Louisiana, USA	4,782	27	-	-
198	-	Royal Orchid Hotels Ltd	Bangalore, India	4,523	72	-	-
199	-	Bourbon Hotéis e Resorts	Curitiba, Brazil	4,481	23	-	-
200	-	Meyer Jabara Hotels	West Palm Beach, Florida, USA	4,045	29	-	-

LIVING YOUR JOURNEY

Minyoun Hospitality, an Asian leading full-service hotels group.

17 Brands **180+** Luxury & Upscale Hotels **30000+** Rooms **200+** Restaurants & Bars **10000+** Employees **20 million+** Loyalty Program Members

HOTELS & RESORTS						
FOOD & BEVERAGE						
PARTNERSHIP						 

www.minyounhotels.com

* Sofitel is a registered trademark of the Accor Group, Hyatt and its related trademarks are registered trademarks of the Hyatt Group.

HOTELS

2025

TOP 25 CONSORTIA

2021 Rank	2020 Rank	Company	Headquarters	2021 Rooms	2021 Hotels	2020 Rooms	2020 Hotels
1	6	Keytel (includes Hotusa Hotels)	Madrid, Spain	316,619	3,435	130,997	1,297
2	4	Associated Luxury Hotels	Plano, Texas USA	155,193	317	149,692	314
3	3	HotelREZ Hotels & Resorts	London, England	154,430	2,498	161,254	1,536
4	5	Preferred Hotels & Resorts	Newport Beach, California USA	136,240	658	142,472	691
5	7	Global Hotel Alliance	Dubai, United Arab Emirates	124,486	621	122,326	596
6	9	Historic Hotels of America	Washington, D.C., USA	60,000	304	56,490	295
7	-	Autograph Collection	Bethesda, Maryland USA	51,594	253	-	-
8	8	The Leading Hotels of the World	New York, New York, USA	50,000	400	60,000	425
9	11	Logis Hotels	Paris, France	45,000	2,300	40,694	2,078
10	12	Hotel Republic	London, England	48,000	200	39,736	196
11	10	WorldHotels	Phoenix, Arizona USA	35,904	142	52,762	218
12	13	Amplified Hotels	Brighton, England	31,865	155	31,865	155
13	-	Ascend Collection	Rockville, Maryland USA	27,514	303	-	-
14	15	Small Luxury Hotels of the World	London, England	24,960	520	24,375	520
15	-	Curio Collection by Hilton	McLean, Virginia USA	23,205	116	-	-
16	-	Trademark Collection by Wyndham	Parsippany, New Jersey USA	22,252	145	-	-
17	16	Design Hotels	Berlin, Germany	21,375	319	20,755	306
18	17	Relais & Châteaux	Paris, France	13,694	580	14,551	580
19	18	The Originals Human Hotels & Resorts	Paris, France	13,497	391	13,479	391
20	21	Hotels & Preference	Paris, France	10,500	150	10,275	150
21	-	Tribute Portfolio	Bethesda, Maryland USA	10,102	69	-	-
22	19	Sercotel Hotel Group	Barcelona, Spain	9,089	113	12,701	149
23	22	Les Collectionneurs	Issy-les-Moulineaux cedex, France	8,941	350	8,941	350
24	-	Tapestry by Hilton	McLean, Virginia USA	8,638	73	-	-
25	23	Historic Hotels of Europe	Dublin, Ireland	7,952	283	7,952	283

Note: For the first time in the Consortia 25, **HOTELS** includes the soft brands from the major hotel companies. Special thanks to **Horwath HTL** and **PHG Hotels & Resorts** for their assistance with data collection.

TOP BRANDS

Rank	Brand	Company	Rooms
1	Holiday Inn Express	IHG Hotels & Resorts	317,329
2	Hampton by Hilton	Hilton	297,830
3	Hilton Hotels & Resorts	Hilton	221,782
4	Holiday Inn	IHG Hotels & Resorts	216,005
5	Marriott Hotels	Marriott International	207,386
6	Courtyard by Marriott Hotels	Marriott International	187,399
7	Homelnn	BTG Hotels (Group) Co. Ltd.	183,130
8	GreenTree Inn	GreenTree Hospitality Group Ltd	178,849
9	Super 8 by Wyndham	Wyndham Hotels & Resorts	164,007
10	ibis	Accor	158,427
11	Quality	Choice Hotels International	156,197
12	Sheraton	Marriott International	153,242
13	DoubleTree by Hilton	Hilton	144,901
14	Hilton Garden Inn	Hilton	137,867
15	Vienna Hotels	Jin Jiang International Holdings Co. Ltd.	136,938
16	Vienna International	Jin Jiang International Holdings Co. Ltd.	134,841
17	Best Western	BWH Hotel Group	134,557
18	Comfort Inn	Choice Hotels International	128,044
19	Ramada by Wyndham	Wyndham Hotels & Resorts	120,819
20	Fairfield Inn & Suites	Marriott International	119,271
21	Days Inn by Wyndham	Wyndham Hotels & Resorts	119,100
22	Mercure	Accor	119,007
23	Jin Jiang Inn	Jin Jiang International Holdings Co. Ltd.	113,996
24	Crowne Plaza	IHG Hotels & Resorts	111,178
25	Best Western Plus	BWH Hotel Group	110,753
26	Residence Inn	Marriott International	108,107
27	7 Days Inn	Jin Jiang International Holdings Co. Ltd.	105,727
28	Novotel	Accor	103,952
29	Motel 6	G6 Hospitality	102,297
30	Hyatt Regency	Hyatt Hotels Corp.	94,241
31	La Quinta by Wyndham	Wyndham Hotels & Resorts	90,098
32	Lavande	Jin Jiang International Holdings Co. Ltd.	86,217
33	Westin	Marriott International	84,111
34	Radisson Blu	Jin Jiang International Holdings Co. Ltd.	73,604
35	Extended Stay America	Extended Stay America	71,500
36	InterContinental	IHG Hotels & Resorts	69,402
37	ibis Budget	Accor	66,271
38	Airhotel Hotels	BTG Hotels (Group) Co., Ltd.	65,297
39	ibis Styles	Accor	63,148
40	SpringHill Suites	Marriott International	60,617
41	Homewood Suites by Hilton	Hilton	60,085
42	Embassy Suites by Hilton	Hilton	59,651
43	Homelnn Style	BTG Hotels (Group) Co., Ltd.	59,626
44	Red Roof	Red Roof Franchising	58,594
45	Hyatt Place	Hyatt Hotels Corp.	58,147
46	Four Points	Marriott International	56,269
47	Home2 Suites by Hilton	Hilton	54,834
48	Renaissance Hotels	Marriott International	54,124
49	Autograph Collection	Marriott International	51,594
50	Riu Hotels	Riu Hotels & Resorts	49,832

TOP HOTELS

Rank	Company	Hotels
1	Jin Jiang International Holdings Co. Ltd.	11,959
2	Wyndham Hotels & Resorts	8,950
3	Marriott International	7,830
4	Choice Hotels International	7,795
5	China Lodging Group	7,139
6	Huazhu Group Ltd.	6,777
7	Hilton	6,032
8	IHG (InterContinental Hotels Group)	5,916
9	Accor	5,804
10	Qingdao Sunmei Life Group Co.	5,298
11	BTG Homeinns	4,659
12	BWH Hotel Group (Best Western)	3,963
13	GreenTree Hospitality Group Ltd.	3,435
14	Dossen International Group	3,025
15	Aimbridge Hospitality	2,498
16	G6 Hospitality	2,300
17	Hyatt Hotels Corp.	1,517
18	RLH Corp.	1,409
19	Whitbread	1,162
20	Westmont Hospitality Group	1,143
21	Gongsheng Hotel Group	1,000
22	Preferred Hotels & Resorts	863
23	Zhuyou Hotel Group	820
24	APA Group	795
25	The Ascott Ltd.	750
26	Red Roof	747
27	Extended Stay America	658
28	New Century Hotels & Resorts	654
29	Travelodge	652
30	B&B Hotels	650
31	Minor Hotel Group	621
32	Toyoko Inn Co.	592
33	Citotel Groupement Hôtelier	580
34	Meliá Hotels International	527
35	Hospitality International	520
36	Scandic Hotels	436
37	Magnuson Worldwide	409
38	Interchange & Consort Hotels t/a Best Western Great Britain	400
39	Barceló Hotel Group	391
40	Xiangsu Hotel Group	350
41	Fattal International Hotels & Resorts	331
42	Nordic Choice Hotels	319
43	Anhui Gujing Hotels Development Co. Ltd.	317
44	InTown Suites	316
45	Sonesta International Hotels Corp.	310
46	Narada Hotel Group	280
47	Grupo Posadas	280
48	HK CTS Hotels Co. Ltd.	273
49	Highgate	271
50	Quest Serviced Apartments	268